

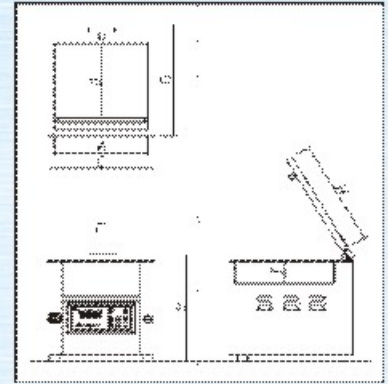
# TC Series Vacuum Chamber Packaging Machines

## Technical Specifications



TC-280

MODELS	TC-280F	TC-280FB
Chamber Size (F) (H)	14.1"/360mm 15.1"/385mm	14.1"/360 mm 15.1"/385mm
Chamber Depth (I)	3.7"/95mm	3.7"/95mm
Distance Between Seal Bars (B)	11.8"/300mm	9.8"/250mm
Seal Bar Length (A)	11.8"x1/300mm	11.8"x2/300mm
Vacuum Pump Capacity	6m3/h (1/2 hp)	6m3/h (1/2 hp)
Power /Amp	0.6kw/4.4A	0.6kw/4.4A
Voltage	110V/1ph/60Hz	110V/1ph/60Hz
Machine Size CxGxD	15"x18"x16" 380x457x406mm	15"x18"x16" 380x457x406mm
Machine Weight	115 lbs.(52kg)	115 lbs.(52kg)

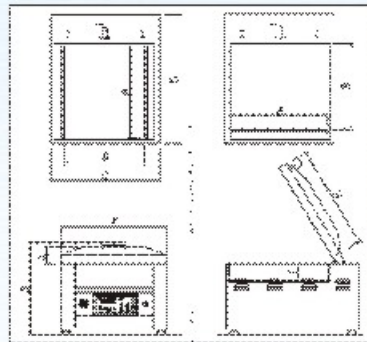


TC-420

MODELS	TC-420F	TC-420LR	TC-520F	TC-520LR
Chamber Size (F) (H)	19.8"/505mm 19.2"/490mm	19.8"/505mm 19.2"/490mm	23.6"/600mm 23.6"/600mm	23.6"/600mm 23.6"/600mm
Chamber Depth (E+I)	3"+4"/75+105mm	3"+4"/75+105mm	3"+4"/75+105mm	3"+4"/75+105mm
Distance Between Seal Bars (B)	14.9"/380mm	14.5"/370mm	19.8"/505mm	17.7"/450mm
Seal Bar Length (A)	17.7"x1/450mm	16.9"x2/430mm	21.2"x1/540mm	21.2"x2/540mm
Vacuum Pump Capacity	21m3/h ( 1-1/4 hp)	21m3/h ( 1-1/4 hp)	21m3/h ( 1-1/4 hp)	21m3/h ( 1-1/4 hp)
Power /Amp	1.2kw/13A	1.2kw/13A	1.2kw/13A	1.2kw/13A
Voltage	110V/1ph/60Hz	110V/1ph/60Hz	110V/1ph/60Hz	110V/1ph/60Hz
Machine Size CxGxD	20"x21"x21" 508x533x533mm	20"x21"x21" 508x533x533mm	24"x30"x22" 610x762x558mm	24"x30"x22" 610x762x558mm
Machine Weight	220lbs.(100kg)	220 lbs.(100kg)	280 lbs.(127kg)	280 lbs.(127kg)



TC-520



### Standard Features:

- Stainless steel construction
- Clear see through lid
- Bladder activated sealing
- Computerized water resistant control panel (IP 56)  
(20 programs with oil indicator)
- Water resistant electrical box(IP 56)
- BUSCH vacuum pump (TC-420/520)
- Air regulator (TC-520)
- 6mm seal wire or electric cut-off seal bar on TC-280, TC-420, TC-520

### Options:

- Pump size
- Voltage
- Gas flush
- Stainless steel cart
- Soft air
- Custom chamber sizes available

**All specifications are subject to change without notice.**



TC-350

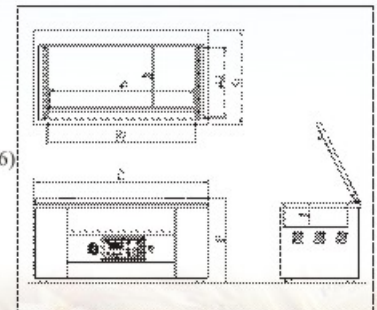
MODELS	TC-350FLR
Chamber Size (C) (A1)	41.4"/1050mm 16.6"/422mm
Chamber Depth (I)	4.7"/120mm
Distance Between (B)	12.2"/310mm
Seal Bars (B1)	34.2"/870mm
Seal Bar Length (A) (A1)	32.8x1/835mm 14.1"x2/360mm
Vacuum Pump Capacity	21m3/h ( 1-1/4 hp)
Power /Amp	1.3kw/13A
Voltage	110V/1ph/60Hz
Machine Size CxGxD	42"x19"x17" 1066x482x430mm
Machine Weight	253 lbs.(115kg)

### Standard Features:

- Single chamber (table top model)
- BUSCH vacuum pump
- Stainless-steel construction
- Computerized water resistant control panel (IP 56)  
(20 programs with oil indicator)
- Water resistant electrical box(IP 56)
- Clear see through lid
- Filler plates
- Air assist
- 6mm seal wire
- Seal bar selector (front/sides/all)

### Options:

- Gas flush
- Electric cut off seal bars
- Custom chamber sizes available



**All specifications are subject to change without notice.**